




Fiona Lowry – Author

Printable Handout: Teamwork & Friendship

Thank you for reading **Mousey Mornings**, a tale of teamwork, friendship, and learning to help each other.

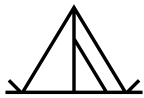
We learned that:

- ✓ It is important to be aware of others around you and to help them.
- ✓ Teamwork can make everyone happy.
- ✓ Helping hands make happy hearts.



To continue the fun and learning at home, here are some engaging activities you can do with your child to reinforce the messages in this book.

Teamwork Challenge: Build a Fort



Melvin and Zara worked together to create a strong team.

Almost all kids LOVE this activity, especially on a wet or windy day. Work together as a team, to build a cozy fort using blankets, pillows, and chairs.

Encourage your child to:

- Share ideas on how to build it.
- Work together to lift and place materials.
- Celebrate the teamwork when it's done, with a funny dance, or high-fives.

Now you can relax and enjoy some cosy time, enjoying a book or game together. Perhaps even a picnic lunch or movie.

Friendship Charades



I like to think Melvin and Zara had fun with this activity in their lounge.

For the budding little actors out there, they might enjoy this hilarious activity:

- Write or draw different acts of kindness on slips of paper (e.g. sharing a toy, giving a hug, helping clean up)
- Take turns acting them out while the other guesses, and then talk about why these actions help build strong friendships



Fiona Lowry – Author

Printable Handout: Teamwork & Friendship

Helping Hands Activity



Zara discovered that helping hands (or Paws!) are the best way to build a good friendship and a happy heart.

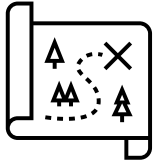
This is fun activity for everyone. Draw around your child's hand.

Inside the shape, ask them to draw or write ways they can help around the home. It might be helping bake, or book dinner; setting the table; or helping a sibling.

(You could use a different piece of paper, cut out the shape, and display it as a reminder of ways to be helpful.)



Teamwork Treasure Hunt



Perhaps Melvin and Zara played this game before lunch to work up an appetite.

This is a great activity for a rainy day and children will have great fun running around their home searching for treasure.

- Hide a small “treasure” (a favourite toy, sticker, or snack).
 - Give your child clues and work together to find it.
 - Encourage them to take turns leading the search and helping each other.
-

Friendship Pledge



Melvin and Zara did a ‘Pinky-promise’ as their friendship pledge.

Why not sit with your child to help them come up with a Friendship Pledge.

Write it down, decorate it, and place it somewhere visible.

You might suggest:

- ‘I promise to help my friends and family.’
- ‘I will be kind and share with others.’
- ‘I will work with my friends to solve problems.’



Fiona Lowry – Author

Printable Handout: Teamwork & Friendship

Encouraging Teamwork Every Day



Melvin LOVES to cook. Why not cook a simple meal or snack together, and let your child help. It doesn't matter how messy things get, because afterward, you can have a "clean-up race" where you tidy up as a team.

Parents/Guardians

Parent Reflection

- What did your child enjoy the most from these activities?
- How did they show teamwork and friendship?
- What new ways can you encourage helping and kindness at home?



Remember: You are amazing, and are doing a wonderful job.

Please use this box to write you and your child's favourite activity and why. Date it as a keepsake.

Name..... Age..... Date.....

I'd love to hear how these activities went!

Feel free to share your experience with me on my socials:

Facebook: Fiona Lowry – Author

Instagram: @fionalowryauthor

Thank you 😊